NOTES:

1. ALL DIMENSIONS IN mm UNLESS OTHERWISE STATED. NO DIMENSIONS SHALL BE SCALED FROM THE DRAWINGS.
2. LEVELS PROVIDED ON THIS DRAWING ARE SHOWN RELATIVE TO FINISHED STONE LEVEL. FOR SITE SPECIFIC LEVELS, REFER TO SITE SECTIONS AND ELEVATIONS.
3. THIS DRAWING IS FOR PLANNING PURPOSES ONLY AND NOT FOR CONSTRUCTION

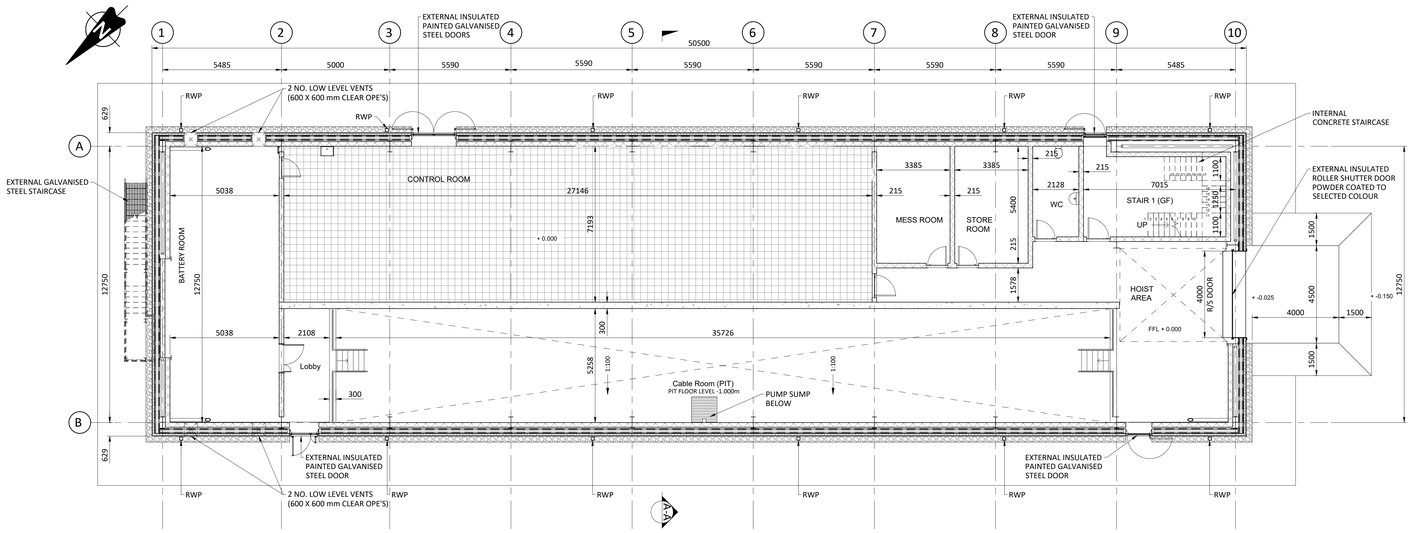

GROUND FLOOR PLAN
SCALE 1:100

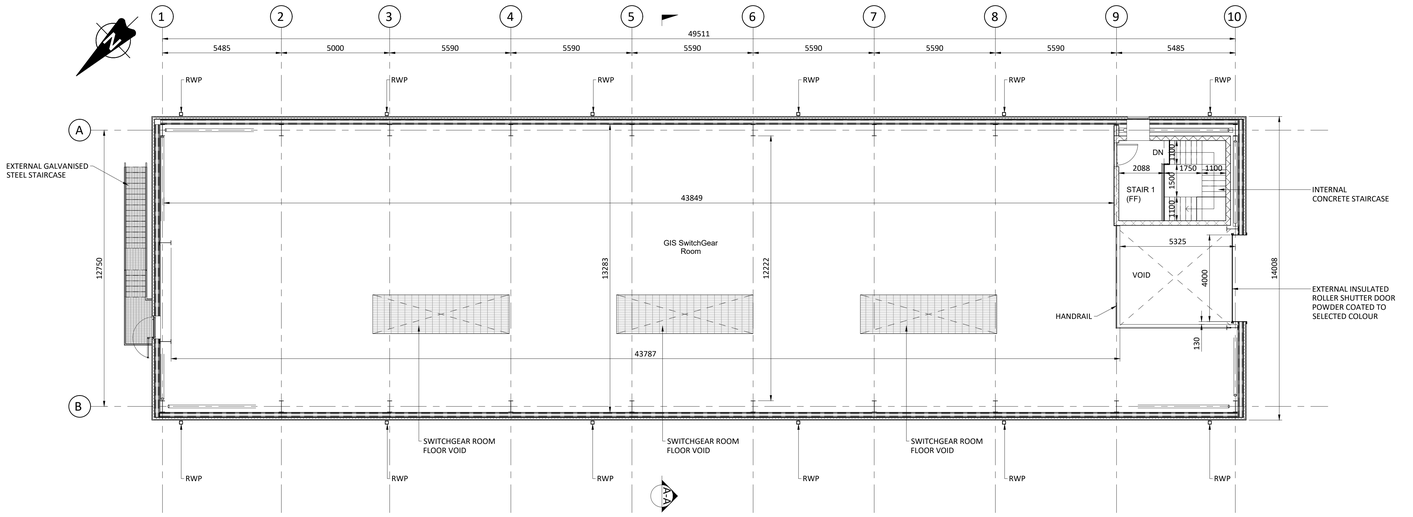

FIRST FLOOR PLAN
SCALE 1:100

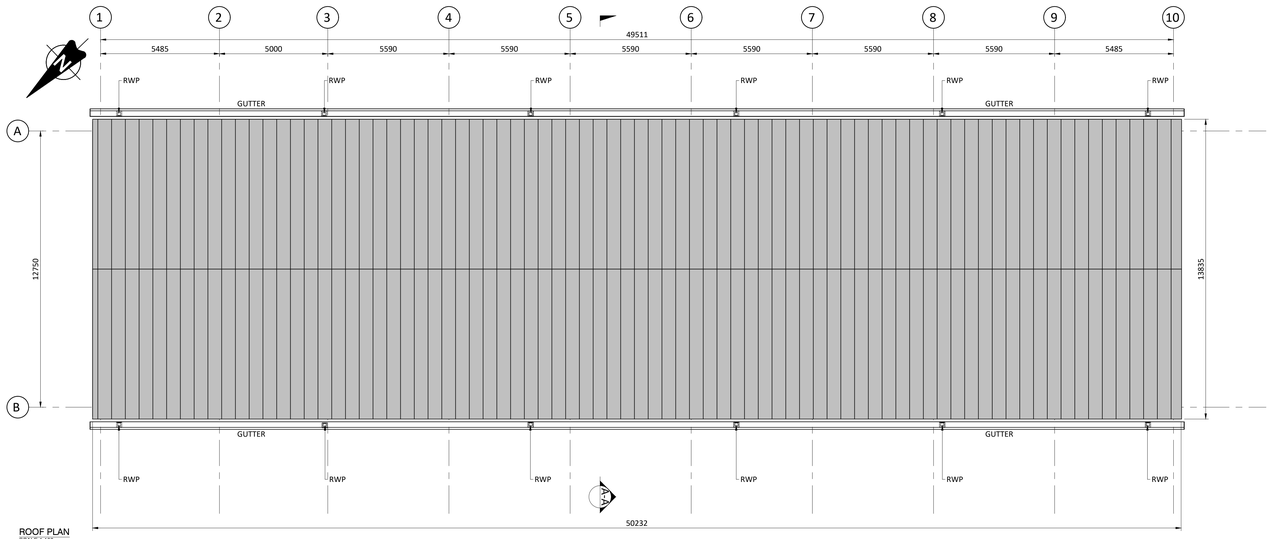

ROOF PLAN
SCALE 1:100

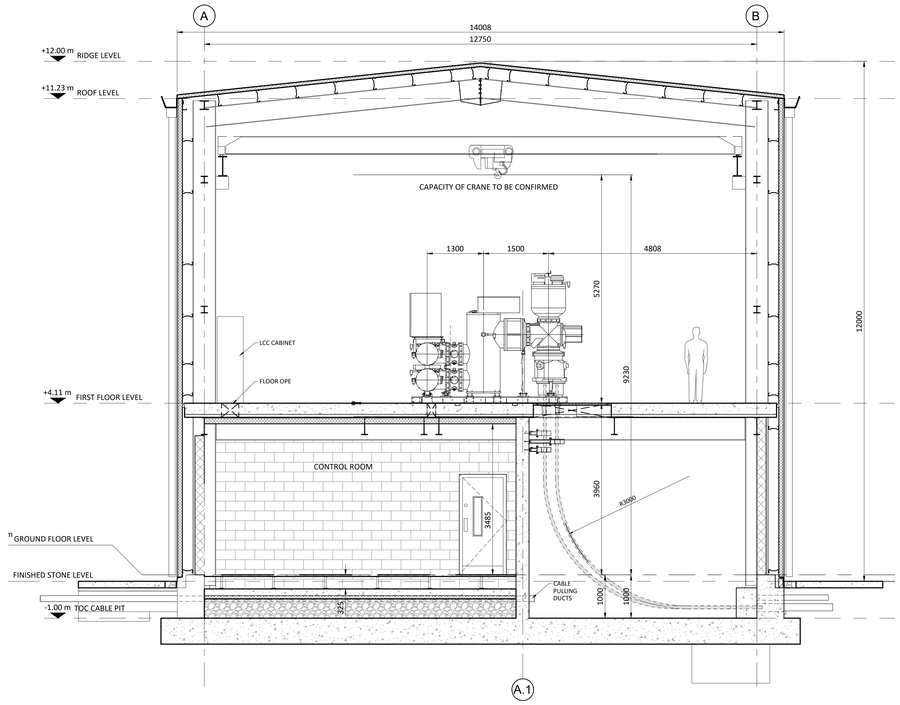

SECTION A-A
SCALE 1:50

REV	DATE	REVISION DESCRIPTION	DRN	PROD	VER	APP
0	JULY 25	ISSUED FOR PLANNING				

COPYRIGHT © ESB
ALL RIGHTS RESERVED. NO PART OF THIS WORK MAY BE MODIFIED, REPRODUCED OR COPIED IN ANY FORM OR BY ANY MEANS - GRAPHIC, ELECTRONIC OR MECHANICAL, INCLUDING PHOTOCOPYING, RECORDING, TAPING OR USED FOR ANY PURPOSE OTHER THAN ITS DESIGNATED PURPOSE, WITHOUT THE WRITTEN PERMISSION OF ESB.

PURPOSE OF ISSUE : PRELIMINARY UNLESS INDICATED

CLIENT APPROVAL ☐ PLANNING ☒ TENDER ☐ CONSTRUCTION ☐ AS-BUILT ☐

CLIENT: ESB NETWORKS

PROJECT: General Civil Drawings and Notes

CONTRACT:

DRAWING TITLE: GENERAL DRAWINGS AND NOTES
PLANNING
110 kV GIS BUILDING
PLANS AND SECTIONS

PRODUCTION UNIT: Networks Engineering

Energy for generations
Engineering and Major Projects,
One Dublin Airport Central, Dublin Airport,
Cloghran, Co. Dublin, K67 XF72, Ireland.
Tel: +353 (0)1 703 8000 Web: www.esb.ie
Engineering and Major Projects is a division of ESB.

DRAWN	PRODUCED	VERIFIED	APPROVED	APPROVAL DATE
Shankey_N	L.McManus	S. Donnelly	K.ONeill	03/07/2025
CLIENT REF		NO. OF SHTS	SIZE	SCALE
TC234108		1	A0	As Shown

DRAWING NUMBER: PG406-D100-087-005-000 | SHEET | REV